

## Sabre Resources Activities Report for Quarter Ended 30 June 2024

### ***Focused on Uranium, Lithium, Ni-Cu-Co & Gold Discovery in multiple WA & NT project areas***

Sabre Resources Limited (“Sabre” or “the Company”) continued to advance and develop drilling targets on its key **uranium, lithium** and **nickel-copper-cobalt** and **gold** projects in the Tier 1 mining jurisdictions of Western Australia and the Northern Territory during the quarter ended 30 June 2024 (“the Quarter”).

The Company’s expenditure of \$895k during the Quarter included \$761k (85%) on in-ground exploration. The Company is well-resourced to continue its exploration programs with cash of **\$4.4M** at Quarter’s end.

### **Exploration Activities**

#### **Ngalia Basin, NT - High-Grade Uranium Prospects (80%)**

During the Quarter Sabre **generated multiple drilling targets for high-grade uranium at its Dingo Project following detailed drone magnetics surveys and radiometrics re-processing<sup>1</sup>**. Dingo sits within the Company’s extensive and strategic 1,100km<sup>2</sup> tenement package in the highly-prospective Ngalia Basin, 300km north-west of Alice Springs in the Northern Territory (see location, Figure 1).

- **The detailed drone magnetics**, carried out across the main Dingo tenement EL32829 and three recently granted tenements has **mapped extensions of the uranium-bearing Mt Eclipse Sandstone for over 50km within the Company’s (now granted) tenements** (see Figure 1).
- **The drone-magnetics has also highlighted a series of north-west trending fault structures which radiometrics imagery indicates are uranium mineralised.**
- **The Mt Eclipse Sandstone hosts several high-grade uranium-vanadium Mineral Resources close to Sabre’s tenements, including the Bigrlyi Mineral Resource of 7.46Mt @ 1,283ppm U<sub>3</sub>O<sub>8</sub> and 1,297ppm V<sub>2</sub>O<sub>5</sub><sup>2</sup> and the Camel Flat Mineral Resource of 211,000t at 1,384ppm U<sub>3</sub>O<sub>8</sub><sup>3</sup>** (located in an excised retention lease within E32829 - see Figure 1).
- The new drone magnetics imagery also **highlighted large palaeo-channel targets** where uranium mineralisation draining from Mt Eclipse Sandstone outcrops has potentially re-precipitated as the uranium-vanadium mineral carnotite in the base of the channel. Additional geophysics including gravity surveys will further define these targets before aircore drill-testing is planned.
- A Mine Management Plan (MMP) has been submitted to the NT Government to approve aircore, reverse circulation (RC) and diamond drilling of key targets with a focus on extensions of the high-grade uranium mineralisation previously drilled in the Mt Eclipse Sandstone, which has produced historical drilling results of up to **5,194ppm eU<sub>3</sub>O<sub>8</sub><sup>4</sup>** within Sabre’s tenements.
- The Company also plans to carry out drone magnetics and gravity surveying over the **Lake Lewis Project**, which is located on the southern margin of the Ngalia Basin, approximately 150km southeast of the Dingo Project. The **Lake Lewis Project is highly prospective for calcrete uranium-vanadium mineralisation hosted by palaeo-channels analogous to the neighbouring Napperby and Cappers uranium Mineral Resources** (see Figure 4). The Napperby deposit contains a JORC 2012 Inferred Mineral Resource of **9.54Mt at 382ppm U<sub>3</sub>O<sub>8</sub><sup>5</sup>**.

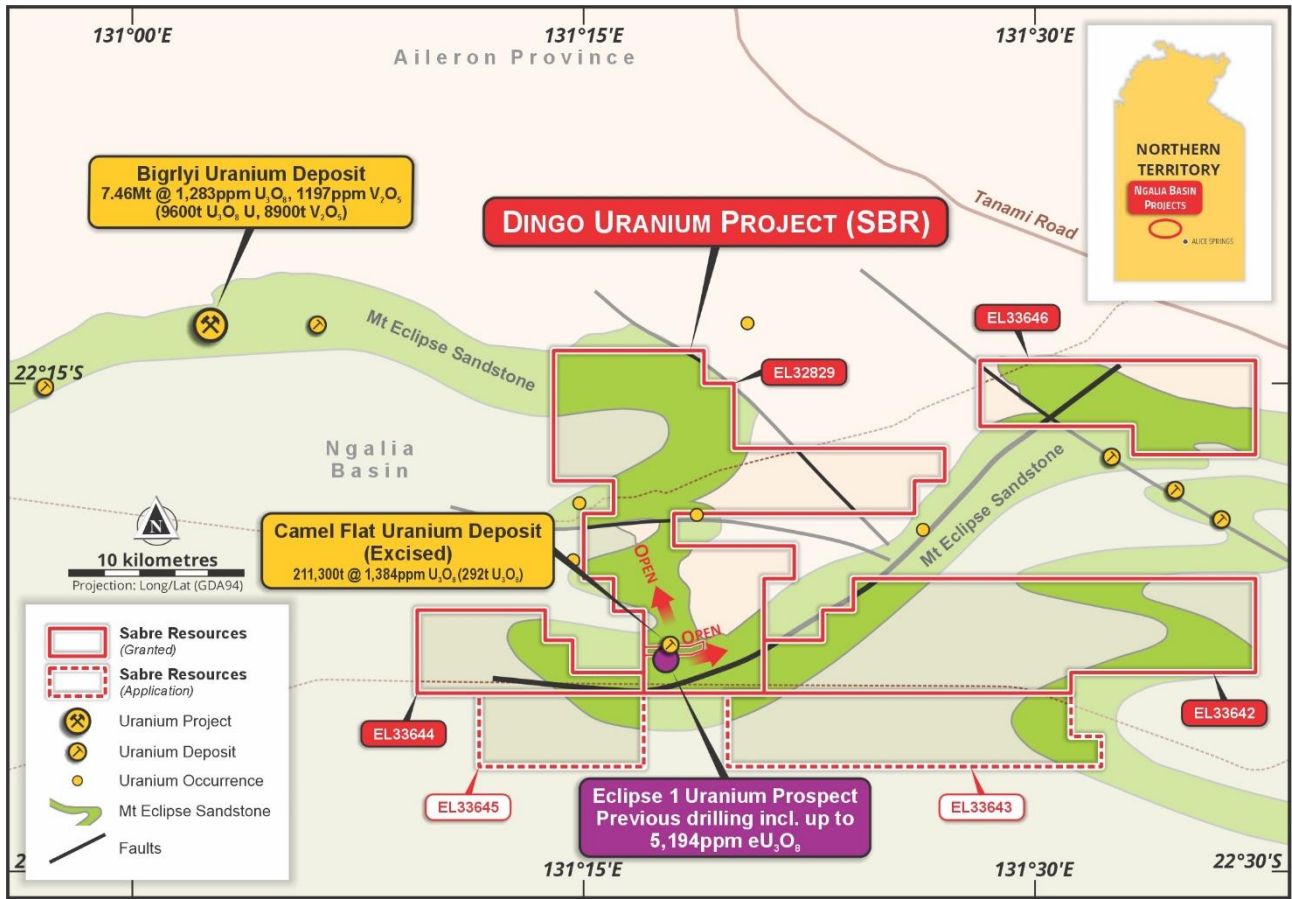


Figure 1: Dingo Project, uranium deposits in Mt Eclipse Sandstone & 50km strike of this unit in Company's tenements

### Northwest Pilbara, WA – Andover East Lithium Targets and Sherlock Bay Nickel and Gold Targets

During the Quarter the Company continued exploration of its expanded, 300km<sup>2</sup>, ground holding in Western Australia's world-class Northwest Pilbara lithium, nickel and gold province (see Figure 2, below). These tenement holdings cover key targets on extensions and repeats of the northeast-trending corridor that hosts the major Andover lithium discovery<sup>6</sup> (Figure 2). The tenements also host the Sherlock Bay nickel-copper-cobalt sulphide Mineral Resource which lies within a 20km corridor which is prospective for massive sulphide deposits as well as gold mineralisation.

#### Andover East Lithium Targets:

- Processing of further detailed drone-magnetics surveying at Andover Northeast identified a key lithium-pegmatite target zone on extensions of the northeast-trending fault corridor which hosts the world-class Andover lithium (spodumene) pegmatite discovery<sup>7</sup> (see Figure 2).
- The new Andover Northeast target zone is in addition to three 'Andover look-alike' lithium targets identified previously at Andover East<sup>8</sup>, north of the Company's Sherlock Bay Project (Figure 2).
- All targets are in areas of shallow cover with no previous exploration. Following grant of the new tenements (expected shortly once heritage/access agreement finalised), detailed gravity is planned to define key target zones for aircore drilling to test bedrock for lithium-bearing pegmatites.
- These key targets are associated with northeast-trending magnetic lows interpreted to be potentially lithium-bearing pegmatite-hosting fault corridors within the predominantly magnetic mafic/ultramafic rocks. This is a similar geological scenario to the Andover lithium discovery, which is associated with lithium-bearing pegmatites in a northeast-trending fault corridor which continues into the Company's Andover Northeast tenements<sup>4</sup> (see Figure 2). While the lithium (in spodumene)

pegmatites at Andover outcrop at surface, Sabre's Andover East and Andover Northeast pegmatite targets are located under soil/alluvium cover and are entirely un-explored.

- Significant bedrock anomalies will be followed up with RC and/or diamond drilling targeting lithium bearing pegmatites and/or gold mineralisation in this highly prospective but under-explored region.

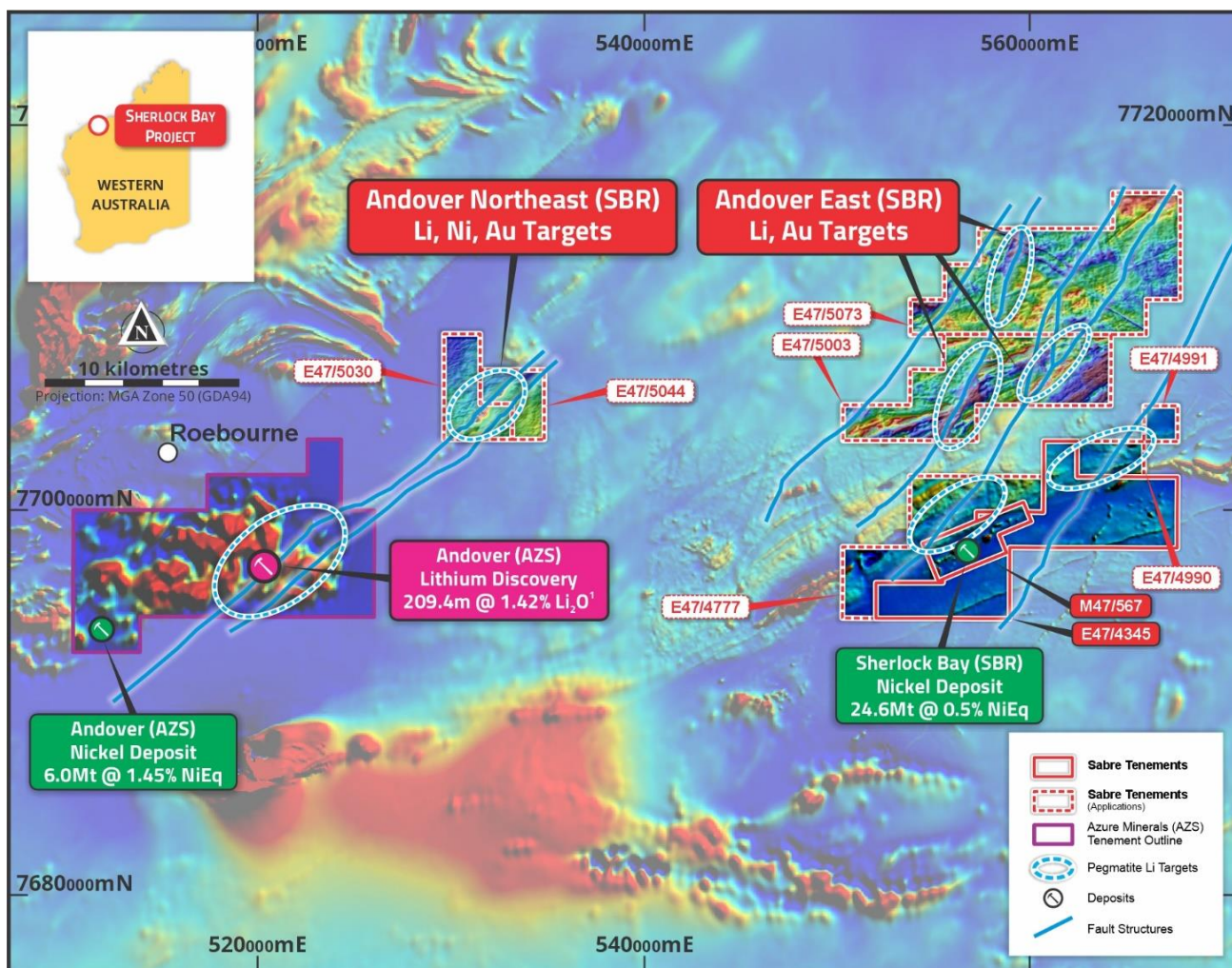


Figure 2: The Company's 300 km² tenement holdings east of Andover lithium discovery, with new drone magnetics

### Sherlock Bay Nickel-Copper-Cobalt and Gold Targets:

Sabre's most advanced project in the northwest Pilbara region is the **Sherlock Bay (nickel-copper-cobalt) Project** – a significant, un-developed, JORC 2012 Mineral Resource of **24.6Mt @ 0.40% Ni, 0.09% Cu, 0.02% Co (0.47% NiEq\*)** containing **99,200t Ni, 21,700t Cu, 5,400t Co (117kt NiEq\*)**, (incl. Measured, 12.48Mt @ 0.38% Ni, 0.11% Cu, 0.025% Co; Indicated: 6.1Mt @ 0.59% Ni, 0.08% Cu, 0.022% Co and Inferred: 6.1Mt @ 0.27% Ni, 0.06% Cu, 0.01% Co)<sup>9</sup> (see Figure 2 for location).

The Company recently made a diamond drilling discovery of an extensive new nickel-copper-cobalt sulphide zone, **with significant gold mineralisation**, associated with a strong electromagnetic (EM) conductor. Diamond drillhole SBDD010 intersected a 47m zone of sulphide mineralisation, including massive sulphides within broad semi-massive and stringer sulphide zones comprising mostly pyrrhotite, with the copper-iron sulphide - chalcopyrite and the nickel-iron sulphide - pentlandite. Assays from this hole showed zones of higher nickel grades have higher copper and cobalt grades than the current nickel sulphide Mineral Resource. In addition, high gold grades were encountered of up to **2.69 g/t Au**, potentially indicating a hydrothermal gold overprint. The results from SBDD010 included an intersection of **16.82m @ 0.74% NiEq\* (0.26% Ni, 0.14% Cu, 0.04% Co and 0.75g/t Au)**<sup>10</sup> (see cross section/projection, Figure 3).

\*NiEq = (Ni% x 1) + (Cu% x 0.38) + (Co% x 1.5) + (Pd g/t X 0.21) + (Pt g/t X 0.15) + (Au g/t X 0.31)<sup>10</sup>

This discovery confirms potential for higher-grade nickel sulphide resource growth within the 20km-long structural/intrusive corridor at Sherlock Bay and Sherlock Bay North<sup>10</sup>. During the Quarter the Company received an Exploration Incentive Scheme (EIS) co-funding grant from the WA Government, Department of Energy, Mines, Industry Regulation and Safety for up to \$190,000 or 50% of direct drilling costs, targeting large EM anomalies on both the Sherlock Bay and Sherlock Bay North trends for intrusive related Ni-Cu-Co sulphide and/or gold deposits.

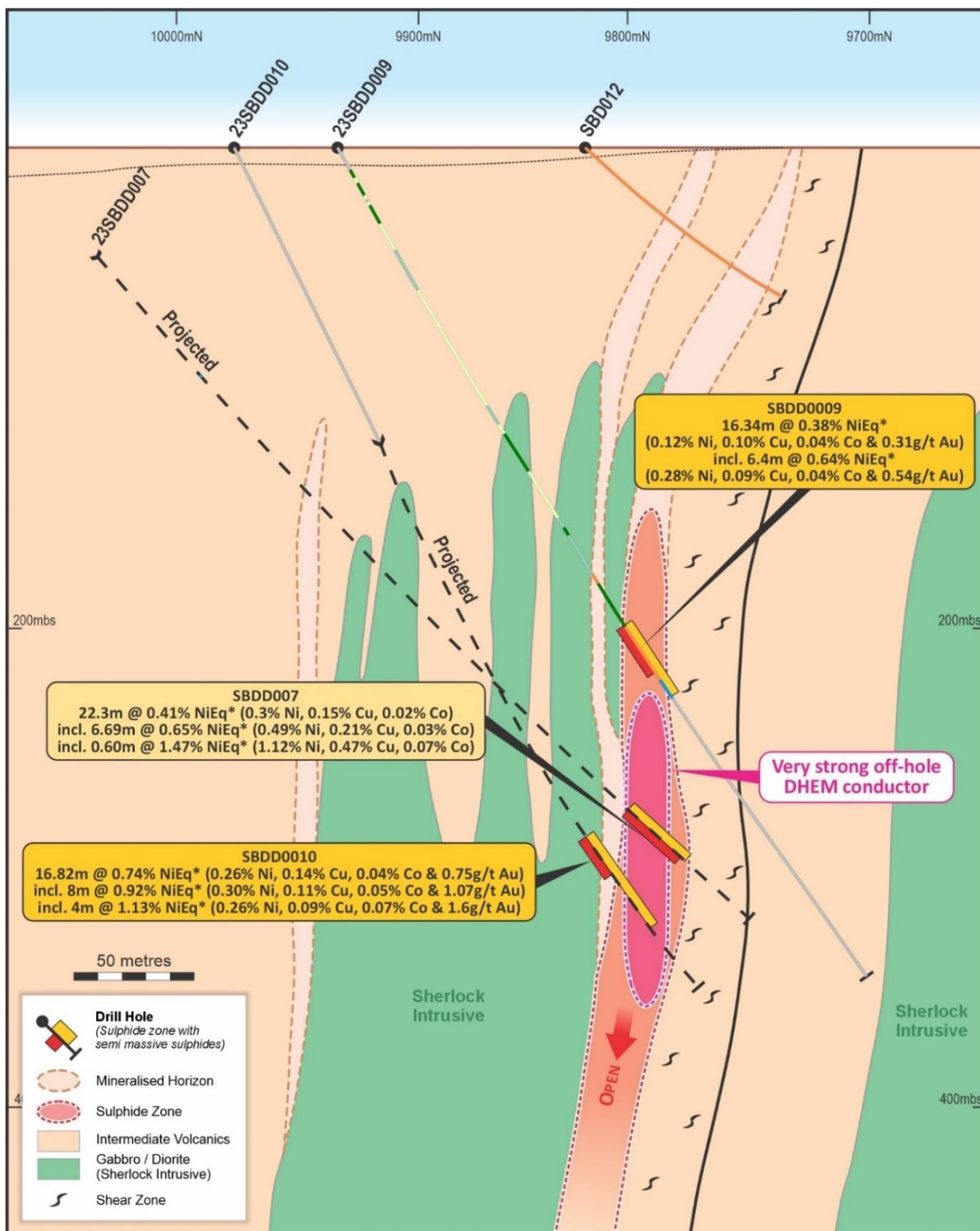


Figure 3: Sherlock Bay cross section 19,400mE showing sulphide intersections on footwall of Sherlock Intrusive.

### Eastern Goldfields, WA – Cave Hill Lithium Targets and Nepean South Nickel Targets

Earlier during the Quarter Sabre announced further, highly-anomalous, lithium and gold results from ongoing soil sampling over its extensive **Cave Hill Project tenements**<sup>11</sup>, which cover over 700km<sup>2</sup> of **lithium-pegmatite, gold and nickel-sulphide target areas** under shallow soil/alluvial cover in WA's highly-prospective Eastern Goldfields Lithium Province (see Figure 4, below).

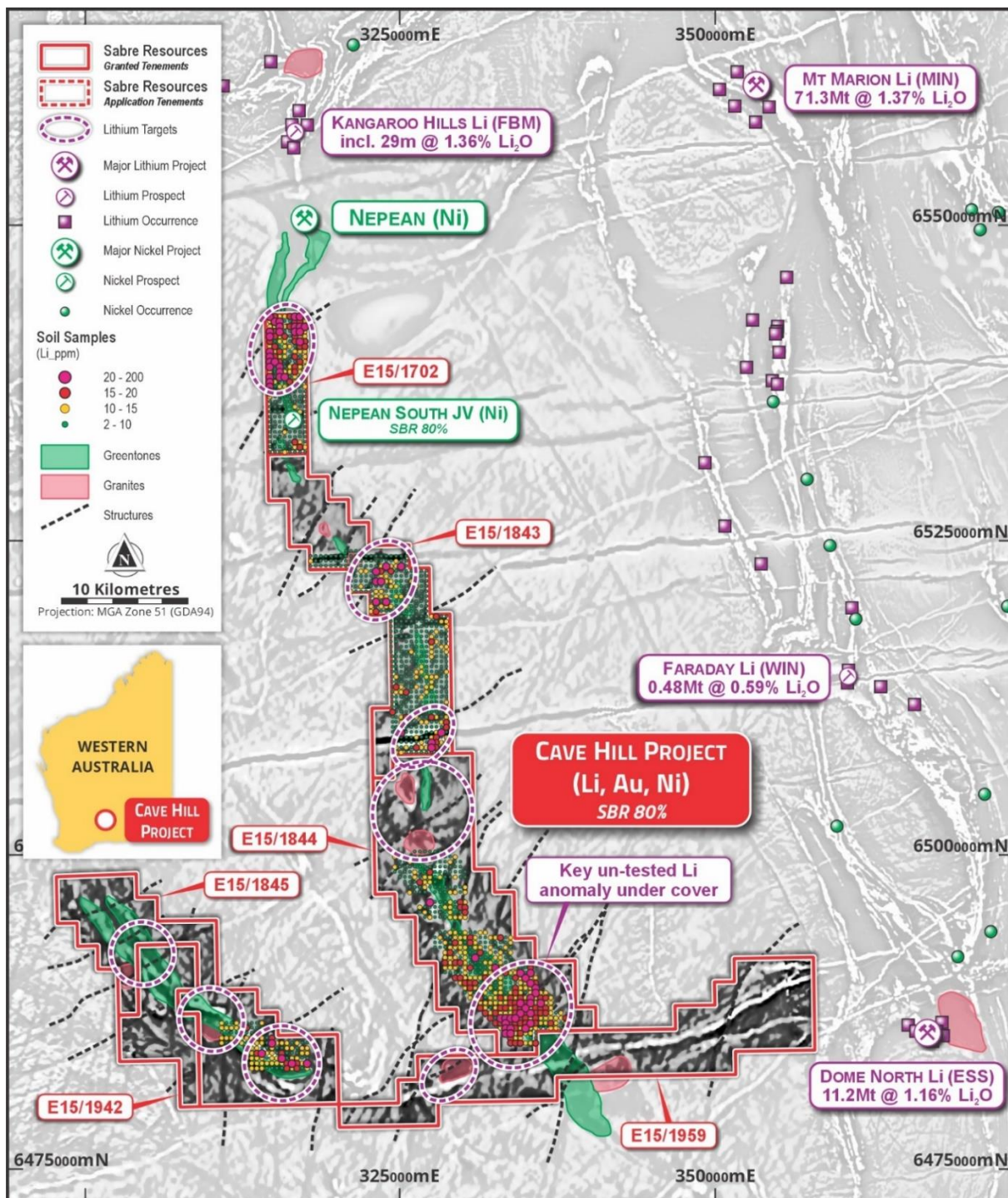


Figure 4: Cave Hill Project tenements on aeromagnetics with new lithium anomalies and other lithium deposits

The anomalous results have been received from a further 876 auger soil samples collected on a 400m x 400m grid, mostly from the largest and most prospective tenement, E15/1844 (see Figure 4). An extensive greenstone belt has been identified from magnetics within this tenement and a series of northeast-trending faults are interpreted to intersect the soil-covered greenstone lithologies, which could host lithium-bearing pegmatites. **The most significant new lithium anomaly has dimensions of 5km x 5km and includes values of more than 10 times background (>20ppm Li vs background of 2ppm Li).**

This large lithium anomaly occurs where interpreted northeast-trending faults cross this greenstone corridor – a setting associated with significant lithium deposits in the region, including the Kangaroo Hills lithium discovery which has produced lithium-spodumene intersections of up to **29m @ 1.36% Li<sub>2</sub>O**<sup>12</sup>, and the Mt Marion Project of Mineral Resources Ltd (ASX:MIN) which has a large Mineral Resource of **71.3Mt @ 1.37% Li<sub>2</sub>O**<sup>13</sup> (see Figure 4).

Results from the previous program and in the recent survey also include **highly-anomalous gold results** of up to 32ppb Au, which is more than 10 times background for the area (~2ppb Au). **The greenstone corridors within the Cave Hill tenements are continuations of the prolific Coolgardie Greenstone Belt which has produced over 2.8Moz of gold**<sup>14</sup> from the Coolgardie area alone.

Further soil sampling has been completed over the recently granted E15/1942 and E15/1959 and results will be reported when received and compiled.

Programs of Work (PoW) are in preparation for approval of initial drill-testing of these significant lithium and gold targets, commencing with aircore drilling, to be followed by deeper RC drilling of anomalous zones.

### Ninghan Gold Project, WA

The Company's 100% owned **Ninghan Gold Project**<sup>15</sup> in Western Australia's southern Murchison district is less than **20km along strike from the Mt Gibson gold mine, which has a >3Moz gold resource endowment** (Mineral Resources plus production)<sup>16</sup>. Previous RAB and aircore drilling at Ninghan has defined two strongly anomalous zones of gold mineralisation<sup>15</sup>.

A PoW has been submitted for approval to carry out aircore drilling to extend the anomalies, and selective RC drilling to test bedrock gold anomalies and other geophysical targets for high-grade gold deposits.

### Corporate

Sabre's net expenditure for the Quarter was **\$895k**, including direct exploration expenditure of **\$761k** (85%). The Company is well-resourced to continue its exploration programs with cash of **\$4.4 million** at Quarter's end. Payments to related parties of the entity and their associates was limited to payment of director fees and superannuation totalling \$14k (see Appendix 5B, Quarterly cash flow report attached).

### References

- <sup>1</sup> Sabre Resources Ltd, 01 July 2024. *Drilling to Test New Uranium Targets at Dingo Project, NT.*
- <sup>2</sup> Energy Metals Ltd, 28 June 2011, *Biglyi Joint Venture Update Resource Estimate.*
- <sup>3</sup> Energy Metals Ltd, 13 February 2014, *626 Tonnes U<sub>3</sub>O<sub>8</sub> Combined Maiden Resource Biglyi Satellite Deposits.*
- <sup>4</sup> Sabre Resources Ltd, 18 January 2024. *High-Grade Uranium to 5,194ppm eU<sub>3</sub>O<sub>8</sub> on Sabre's Ngalia Project.*
- <sup>5</sup> Core Lithium Ltd (ASX: CXO), 12 October 2018: *Napperby Uranium Resource Update and Increase.*
- <sup>6</sup> Azure Minerals Ltd (ASX:AZS), 04 August 2023. *209m High-Grade Lithium Intersection at Andover.*
- <sup>7</sup> Sabre Resources Ltd, 14 May 2024. *Magnetics Defines Li-Pegmatite Targets 5km NE of Andover*
- <sup>8</sup> Sabre Resources Ltd, 28 March 2024. *Drone Mag Highlights Li-Pegmatite and Gold Targets at Andover East.*
- <sup>9</sup> Sabre Resources Ltd, 12 June 2018. *Resource Estimate Update for the Sherlock Bay Ni-Cu-Co Deposit.*
- <sup>10</sup> Sabre Resources Ltd, 02 January 2024. *Major New Nickel Trend and New Intersections at Sherlock.*
- <sup>11</sup> Sabre Resources Ltd, 09 April 2024. *Large New Lithium & Gold Anomalies Identified at Cave Hill.*
- <sup>12</sup> Future Battery Metals Ltd, 17 May 2023. *Further Thick Spodumene Intersections at Kangaroo Hills.*
- <sup>13</sup> Mineral Resources Ltd (ASX:MIN), 31 October, 2018. *Mineral Resource Update for the Mt Marion Project.*
- <sup>14</sup> Focus Minerals Ltd (ASX:FML), 31 March 2021. *Annual Report 2021.*
- <sup>15</sup> Sabre Resources Ltd, 24<sup>th</sup> September 2021. *Sabre to Complete Acquisition of Ninghan Gold Project.*
- <sup>16</sup> Capricorn Metals Ltd announcement, 28<sup>th</sup> July 2021. *Capricorn Acquires 2.1 Million Oz Mt Gibson Project.*

This announcement has been authorised for release by the Board of Directors.

\*\*\*ENDS\*\*\*

**For background, please refer to the Company's website or contact:**

Jon Dugdale  
Chief Executive Officer  
Sabre Resources Limited  
+61 (08) 9481 7833

Michael Muhling  
Company Secretary  
Sabre Resources Limited  
+61 (08) 9481 7833

**Cautionary Statement regarding Forward-Looking information**

*This document contains forward-looking statements concerning Sabre Resources Ltd. Forward-looking statements are not statements of historical fact and actual events and results may differ materially from those described in the forward-looking statements as a result of a variety of risks, uncertainties, and other factors. Forward-looking statements are inherently subject to business, economic, competitive, political, and social uncertainties and contingencies. Many factors could cause the Company's actual results to differ materially from those expressed or implied in any forward-looking information provided by the Company, or on behalf of, the Company. Such factors include, among other things, risks relating to additional funding requirements, metal prices, exploration, development and operating risks, competition, production risks, regulatory restrictions, including environmental regulation and liability and potential title disputes.*

*Forward looking statements in this document are based on the company's beliefs, opinions and estimates of Sabre Resources Ltd as of the dates the forward-looking statements are made, and no obligation is assumed to update forward looking statements if these beliefs, opinions, and estimates should change or to reflect other future developments.*

**Competent Person Statements**

*The information in this report that relates to exploration results, metallurgy and mining reports and Mineral Resource Estimates has been reviewed, compiled, and fairly represented by Mr Jonathon Dugdale. Mr Dugdale is the Chief Executive Officer of Sabre Resources Ltd and a Fellow of the Australian Institute of Mining and Metallurgy ('FAusIMM'). Mr Dugdale has sufficient experience, including over 36 years' experience in exploration, resource evaluation, mine geology, development studies and finance, relevant to the style of mineralisation and type of deposits under consideration to qualify as a Competent Person as defined in the 2012 Edition of the Joint Ore Reserves Committee ('JORC') Australasian Code for Reporting of Exploration Results, Minerals Resources and Ore Reserves. Mr Dugdale consents to the inclusion in this report of the matters based on this information in the form and context in which it appears.*

**ASX Listing Rules Compliance**

*In preparing this announcement the Company has relied on the announcements previously made by the Company as listed under "References". The Company confirms that it is not aware of any new information or data that materially affects those announcements previously made, or that would materially affect the Company from relying on those announcements for the purpose of this announcement.*

## Appendix 1 – Sabre Resources Ltd, Tenement Schedule as of 31 July 2024

Tenement ID	Jurisdiction	Project	Interest	Area km <sup>2</sup>	Expiry Date
M47/0567	Australia - WA	Sherlock Bay	70%	10	22/09/2025
L47/0124	Australia - WA	Sherlock Bay	70%	1	20/07/2025
E47/4345	Australia - WA	Sherlock Pool	Earning 80%	47.6	21/07/2026
E47/4777	Australia - WA	Sherlock Bay	100%	28.7	N/A <sup>1</sup>
E47/4990	Australia - WA	Pilbara	100%	2.9	N/A <sup>1</sup>
E47/4991	Australia - WA	Pilbara	100%	5.7	N/A <sup>1</sup>
E47/5003	Australia - WA	Pilbara	100%	43	N/A <sup>1</sup>
E47/5030	Australia - WA	Andover northeast	100%	11.5	N/A <sup>1</sup>
E47/5044	Australia - WA	Andover northeast	100%	8.6	N/A <sup>1</sup>
E47/5073	Australia - WA	Padthuseena	100%	70.44	N/A <sup>1</sup>
E59/2402	Australia - WA	Ninghan Gold	100%	28	29/08/2026
E59/2670	Australia - WA	Taylor Well	100%	14	30/06/2027
E59/2672	Australia - WA	Ninghan	100%	5.7	2/03/2027
E59/2673	Australia - WA	Ninghan	100%	14.4	10/04/2027
E59/2826	Australia - WA	Ninghan	100%	5.7	09/08/2028
E70/6168	Australia - WA	Ninghan	100%	94.84	05/10/2028
E59/2749	Australia - WA	Ninghan	100%	140.23	N/A <sup>1</sup>
E59/2880	Australia - WA	Ninghan	100%	5.97	N/A <sup>1</sup>
E59/2899	Australia - WA	Ninghan	100%	14.4	N/A <sup>1</sup>
E15/1702	Australia - WA	Nepean South	80%	33.6	09/12/2024
E15/1843	Australia - WA	Cave Hill	80%	126	20/08/2027
E15/1844	Australia - WA	Cave Hill	80%	201	31/08/2027
E15/1845	Australia - WA	Cave Hill	80%	146	31/08/2027
E15/1959	Australia - WA	Cave Hill	80%	169	16/01/2029
E15/1942	Australia - WA	Cave Hill	80%	52	7/05/2028
E15/2097	Australia - WA	Cave Hill	80%	61.2	N/A <sup>1</sup>
E63/2480	Australia - WA	Cave Hill	80%	154.5	N/A <sup>1</sup>
E15/2067	Australia - WA	Widgiemooltha	100%	21	N/A <sup>2</sup>
E15/2070	Australia - WA	Widgiemooltha	100%	3	N/A <sup>2</sup>
EL32829	Australia - NT	Dingo	80%	207	21/03/2028
EL32864	Australia - NT	Lake Lewis	80%	537	21/03/2028
EL33642	Australia - NT	Ngalia	80%	152	22/04/2030
EL33643	Australia - NT	Ngalia	80%	90	N/A <sup>1</sup>
EL33644	Australia - NT	Ngalia	80%	40	22/04/2030
EL33645	Australia - NT	Ngalia	80%	39	N/A <sup>1</sup>
EL33646	Australia - NT	Ngalia	80%	69	22/04/2030

<sup>1</sup> Applications.

<sup>2</sup> Applications subject to ballot.



## Appendix 5B

### Mining exploration entity or oil and gas exploration entity quarterly cash flow report

Name of entity

Sabre Resources Ltd

ABN

68 003 043 570

Quarter ended ("current quarter")

30 June 2024

<b>Consolidated statement of cash flows</b>	<b>Current quarter \$A'000</b>	<b>Year to date (12 months) \$A'000</b>
<b>1. Cash flows from operating activities</b>		
1.1 Receipts from customers	-	-
1.2 Payments for		
(a) exploration & evaluation	(170)	(254)
(b) development	-	-
(c) production	-	-
(d) staff costs <sup>1</sup>	(14)	(50)
(e) administration and corporate costs <sup>2</sup>	(205)	(776)
1.3 Dividends received (see note 3)	-	-
1.4 Interest received	85	204
1.5 Interest and other costs of finance paid	-	-
1.6 Income taxes paid	-	-
1.7 Government grants and tax incentives <sup>3</sup>	-	49
1.8 Other <sup>4</sup>	-	89
<b>1.9 Net cash from / (used in) operating activities</b>	<b>(304)</b>	<b>(738)</b>

<b>2. Cash flows from investing activities</b>		
2.1 Payments to acquire or for:		
(a) entities	-	-
(b) tenements	-	-
(c) property, plant and equipment	-	-
(d) exploration & evaluation	(591)	(2,272)
(e) investments	-	(190)
(f) other non-current assets	-	-

## Mining exploration entity or oil and gas exploration entity quarterly cash flow report

Consolidated statement of cash flows		Current quarter \$A'000	Year to date (12 months) \$A'000
2.2	Proceeds from the disposal of:		
	(a) entities	-	-
	(b) tenements	-	-
	(c) property, plant and equipment	-	-
	(d) investments	-	-
	(e) other non-current assets	-	-
2.3	Cash flows from loans to other entities	-	-
2.4	Dividends received (see note 3)	-	-
2.5	Other (provide details if material)	-	-
<b>2.6</b>	<b>Net cash from / (used in) investing activities</b>	<b>(591)</b>	<b>(2,462)</b>

<b>3.</b>	<b>Cash flows from financing activities</b>		
3.1	Proceeds from issues of equity securities (excluding convertible debt securities)	-	3,300
3.2	Proceeds from issue of convertible debt securities	-	-
3.3	Proceeds from exercise of options	-	-
3.4	Transaction costs related to issues of equity securities or convertible debt securities	-	(212)
3.5	Proceeds from borrowings	-	-
3.6	Repayment of borrowings	-	-
3.7	Transaction costs related to loans and borrowings	-	-
3.8	Dividends paid	-	-
3.9	Other (provision of funds to a related party)	-	-
<b>3.10</b>	<b>Net cash from / (used in) financing activities</b>	<b>-</b>	<b>3,088</b>

<b>4.</b>	<b>Net increase / (decrease) in cash and cash equivalents for the period</b>		
4.1	Cash and cash equivalents at beginning of period	5,295	4,512
4.2	Net cash from / (used in) operating activities (item 1.9 above)	(304)	(738)
4.3	Net cash from / (used in) investing activities (item 2.6 above)	(591)	(2,462)
4.4	Net cash from / (used in) financing activities (item 3.10 above)	-	3,088

<b>Consolidated statement of cash flows</b>		<b>Current quarter \$A'000</b>	<b>Year to date (12 months) \$A'000</b>
4.5	Effect of movement in exchange rates on cash held	-	-
<b>4.6</b>	<b>Cash and cash equivalents at end of period</b>	<b>4,400</b>	<b>4,400</b>

<b>5.</b>	<b>Reconciliation of cash and cash equivalents</b> at the end of the quarter (as shown in the consolidated statement of cash flows) to the related items in the accounts	<b>Current quarter \$A'000</b>	<b>Previous quarter \$A'000</b>
5.1	Bank balances	600	895
5.2	Call deposits	-	-
5.3	Bank overdrafts	-	-
5.4	Other (term deposits with Westpac Bank)	3,800	4,400
<b>5.5</b>	<b>Cash and cash equivalents at end of quarter (should equal item 4.6 above)</b>	<b>4,400</b>	<b>5,295</b>

<b>6.</b>	<b>Payments to related parties of the entity and their associates</b>	<b>Current quarter \$A'000</b>
6.1	Aggregate amount of payments to related parties and their associates included in item 1	(14) <sup>1</sup>
6.2	Aggregate amount of payments to related parties and their associates included in item 2	-

*Note: if any amounts are shown in items 6.1 or 6.2, your quarterly activity report must include a description of, and an explanation for, such payments.*

<sup>1</sup> Payment of director fees and superannuation.

<sup>2</sup> Administration and corporate costs include net GST outflows of \$33K. GST payments are expected to be refunded from the Australian Taxation Office.

<sup>3</sup> \$49,130 was received from the Western Australian government in the September quarter 2023, being the remaining 20% of its \$220,000 co-funding for the diamond drilling program to test high-grade nickel sulphide targets at Sherlock Bay, plus payments for core tray expenditure.

<sup>4</sup> March quarter receipts included \$69,000 in costs incurred that were subsequently recouped, including administration costs relating to the Nepean South Joint Venture.

## Mining exploration entity or oil and gas exploration entity quarterly cash flow report

<b>7. Financing facilities</b>	<b>Total facility amount at quarter end \$A'000</b>	<b>Amount drawn at quarter end \$A'000</b>
<i>Note: the term "facility" includes all forms of financing arrangements available to the entity. Add notes as necessary for an understanding of the sources of finance available to the entity.</i>		
7.1 Loan facilities	-	-
7.2 Credit standby arrangements	-	-
7.3 Other (please specify)	-	-
<b>7.4 Total financing facilities</b>	<b>-</b>	<b>-</b>
<b>7.5 Unused financing facilities available at quarter end</b>		<b>-</b>
7.6 Include in the box below a description of each facility above, including the lender, interest rate, maturity date and whether it is secured or unsecured. If any additional financing facilities have been entered into or are proposed to be entered into after quarter end, include a note providing details of those facilities as well.		

<b>8. Estimated cash available for future operating activities</b>	<b>\$A'000</b>
8.1 Net cash from / (used in) operating activities (item 1.9)	(304)
8.2 (Payments for exploration & evaluation classified as investing activities) (item 2.1(d))	(591)
8.3 Total relevant outgoings (item 8.1 + item 8.2)	(895)
8.4 Cash and cash equivalents at quarter end (item 4.6)	4,400
8.5 Unused finance facilities available at quarter end (item 7.5)	-
8.6 Total available funding (item 8.4 + item 8.5)	4,400
<b>8.7 Estimated quarters of funding available (item 8.6 divided by item 8.3)</b>	<b>4.92</b>
<i>Note: if the entity has reported positive relevant outgoings (ie a net cash inflow) in item 8.3, answer item 8.7 as "N/A". Otherwise, a figure for the estimated quarters of funding available must be included in item 8.7.</i>	
8.8 If item 8.7 is less than 2 quarters, please provide answers to the following questions:	
8.8.1 Does the entity expect that it will continue to have the current level of net operating cash flows for the time being and, if not, why not?	
Answer:	
8.8.2 Has the entity taken any steps, or does it propose to take any steps, to raise further cash to fund its operations and, if so, what are those steps and how likely does it believe that they will be successful?	
Answer:	
8.8.3 Does the entity expect to be able to continue its operations and to meet its business objectives and, if so, on what basis?	
Answer:	
<i>Note: where item 8.7 is less than 2 quarters, all of questions 8.8.1, 8.8.2 and 8.8.3 above must be answered.</i>	

## Compliance statement

- 1 This statement has been prepared in accordance with accounting standards and policies which comply with Listing Rule 19.11A.
- 2 This statement gives a true and fair view of the matters disclosed.

Date: 31 July 2024

Authorised by:  .....

Michael Muhling – Company Secretary

On behalf of the Board of Directors

## Notes

1. This quarterly cash flow report and the accompanying activity report provide a basis for informing the market about the entity's activities for the past quarter, how they have been financed and the effect this has had on its cash position. An entity that wishes to disclose additional information over and above the minimum required under the Listing Rules is encouraged to do so.
2. If this quarterly cash flow report has been prepared in accordance with Australian Accounting Standards, the definitions in, and provisions of, *AASB 6: Exploration for and Evaluation of Mineral Resources* and *AASB 107: Statement of Cash Flows* apply to this report. If this quarterly cash flow report has been prepared in accordance with other accounting standards agreed by ASX pursuant to Listing Rule 19.11A, the corresponding equivalent standards apply to this report.
3. Dividends received may be classified either as cash flows from operating activities or cash flows from investing activities, depending on the accounting policy of the entity.
4. If this report has been authorised for release to the market by your board of directors, you can insert here: "By the board". If it has been authorised for release to the market by a committee of your board of directors, you can insert here: "By the [name of board committee – eg Audit and Risk Committee]". If it has been authorised for release to the market by a disclosure committee, you can insert here: "By the Disclosure Committee".
5. If this report has been authorised for release to the market by your board of directors and you wish to hold yourself out as complying with recommendation 4.2 of the ASX Corporate Governance Council's *Corporate Governance Principles and Recommendations*, the board should have received a declaration from its CEO and CFO that, in their opinion, the financial records of the entity have been properly maintained, that this report complies with the appropriate accounting standards and gives a true and fair view of the cash flows of the entity, and that their opinion has been formed on the basis of a sound system of risk management and internal control which is operating effectively.